

SafeCom



Nuance SafeCom Smart Printing

Product Overview



30%
Saved

Optimize print services and document security

Nuance SafeCom Smart Printing™ enables companies to reduce the number of required printers and bring down operational costs. Pull Print and Authentication turns network printers into personal printers, allowing

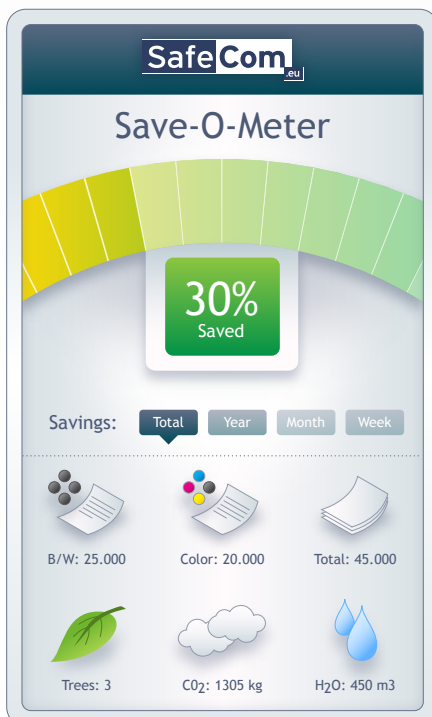
companies to consolidate and rid themselves of assorted desktop devices. Users send their print and go to any network printer to authenticate and retrieve it.

Manage printing and print safely

Nuance SafeCom Smart Printing™ is the solution most companies need to manage, control, optimize and secure their daily printing activities by providing:

- **Central Administration** of users, services and devices to optimize IT operations and support.
- **Essential Tracking** to continuously monitor print activity, pin-point problem areas up-front, fine-tune and optimize even more.
- **Access Control** by adding Authentication at the printer to protect devices from unauthorized use of print, scan, fax functionalities.
- **Confidential Printing** because Authentication with Pull Print ensures that prints are always delivered only into the right hands.
- **A modular approach** offering a wide suite of flexible modules and add-ons to create the exact solution you need today - with expansion options for tomorrow.

Save 30% or more



The SafeCom Save-O-Meter gives an instant overview of environmental savings.

TURISMO DE PORTUGAL

“With the new print solution we know how much print each department, school or casino generates so our management has become much more efficient. Our employees can use several features in one print device and report that this has increased their productivity.”

Hugo Sousa, director,
Technology Department,
Turismo de Portugal

20%
Saved

Reduce consumable usage and waste

Nuance SafeCom Pull Print and Print Rules functionalities eliminate those piles of unclaimed prints, reduce toner usage, and promote sustainable printing - together saving your company 30% or more.

Users decide what they output - save 15%

With Nuance SafeCom Pull Print, users decide which print jobs to print or delete. In combination with auto-deletion of forgotten print jobs, this can reduce paper and toner costs by up to 15%.

Motivate and manage - save 15%

Nuance SafeCom Print Rules enable management of changes in user behavior through optimization of duplex and color printing usage - reducing waste and saving up to 15%.

A benefit to the entire organization

Overall company benefits

Reduce print costs by 30% or more

Pull Print lets users decide which documents to print or delete, while forgotten print jobs are deleted automatically, saving the company 15% on wasted paper and toner. Managing print policies through the optimization of duplex and color printing saves the company an additional 15%.

Protect output and devices

Ensure that users can print their documents safely, anytime and anywhere at the printer of their choice. User authentication prevents the unauthorized use of network MFPs.

Eliminate waste

Pull Print, authentication and policy compliance will eliminate waste and reduce consumable usage dramatically - 30% at least.

Employees

Print safely anytime, anywhere

Pull Print allows more flexibility and mobility for employees who no longer have to rush to the printer immediately to collect their printed documents. Users are always able to print on the network printer closest to them.

Go to the printer of your choice

Users are free to collect their documents at the network printer best suited for the print job. Or they can just go to the closest printer and retrieve their document.

Avoid lost documents

Users print and go to the printer to authenticate and collect their documents. This ensures that users wait for their documents before leaving the printer room. This prevents wasteful piles of forgotten print jobs.

IT department

Simplify print infrastructure

Consolidation of printers and print servers reduces support and maintenance costs. In the process, companies standardize printer fleets and rationalize infrastructure improving efficiency and procurement processes.

Improve Help Desk efficiency

Consolidation, combined with central administration of users and devices, makes the task of supporting users much easier for IT. At the same time, users experience a higher level of support and service.

Free-up IT resources

Print infrastructure consolidation and effective tools to manage printers and users will result in less time spent on administration and support, freeing up IT resources for more strategic projects.

Procurement

Centralize cost control

Central administration allows procurement departments to monitor investments and operational costs according to company guidelines.

Accurate cost allocation

Central tracking of all print, copy, scan, fax and e-mail activities, down to individual users or departments, enables accurate cost allocation both internally and externally.

Optimize print services

Central administration allows procurement departments to optimize print services according to business needs and budgets.

“SafeCom has made it easier for our consultants. At their desk or in a client meeting, they can order print jobs and collect them from the nearest network printer”

logica

Enhance print services with SafeCom Smart Printing

- Modular, Secure and Simplified

Tracking

SafeCom Tracking collects and stores all information concerning print and copy, scan, fax and e-mail. SafeCom Tracking collects very detailed information about each registered document and provides the foundation for obtaining an overview of all print activities in the organization on a per department or application level - even down to individual user activity.



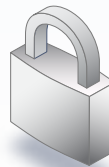
Reports

SafeCom Reports graphically illustrate print and copy activities in the organization and provide a fact-based foundation for decision making regarding print policies or utilization and placement of printers and MFPs. In addition, the SafeCom Save-O-Meter helps organizations keep track of their actual environmental savings and exhibit these to the whole company.



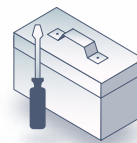
Encryption

SafeCom Encryption is a standard feature of SafeCom Pull Print. It guarantees that documents and data cannot be misused or read while they travel through the network.



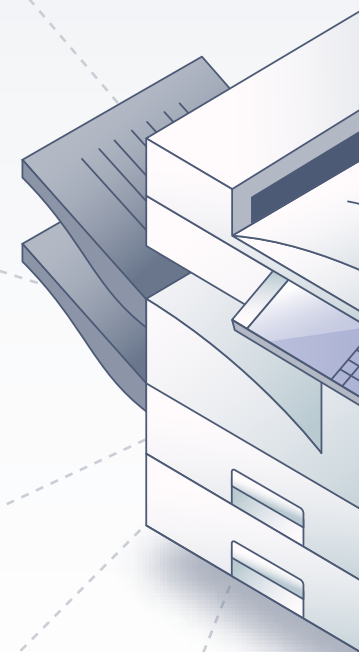
Integration

One of the challenges associated with the introduction of new IT systems is their integration into the existing IT infrastructure. SafeCom Administrator API is specifically designed to make this process easier by automating tasks while integrating SafeCom with other applications.



Authentication

Authentication takes place when a user steps up to a printer and identifies him- or herself as a recognized and approved user of the system and output device. There are various ways to do this - such as through log-in code or an ID card. In addition SafeCom authentication enables secure integration with other enterprise applications and workflows through single sign-on.





Pull Print

SafeCom Pull Print is synonymous with confidential and secure printing. Documents are less likely to end up in the wrong hands, and employees do not have to rush to the printer to collect their documents before someone else takes them. Besides ensuring confidentiality SafeCom Pull Print can cut costs of paper and supplies up to 15%.



Mobile Pull Print

Companies can enable more printers with Pull Print functionality. Using their smart phone, users scan a QR code label on any MFP enabled with Mobile Pull Print, thus identifying themselves at the device. They then access their pending print jobs through the phone's web browser and send their print order.



Rule Based Printing

The Rule Based Printing module ensures that printing is done according to company print policies as communicated to the users, e.g., that e-mails and online content are automatically printed in duplex and with toner-save settings, or that print jobs are automatically redirected to the printer best suited for the task - all to save time and money.



Mobile Print

Many people do much of their work on the road, using devices such as mobile phones, laptops or tablets. Mobile Print allows users to remotely submit documents for printing, and output them later when they reach a printer on the company network.



Smart Scan

A simple and secure way for users to scan documents on MFPs and have them delivered directly into a folder on their own PC. Users can access and download their files through a Smart Scan client application or through a web browser.

SafeCom Print Tracker - Gain insight

With SafeCom Print Tracker installed on the print server, all print activities are registered down to the individual users.

To gain an overview tracking data can be presented using SafeCom Reports or the SafeCom Print Tracker Widget.

Benchmarking - the first step

Companies often experience difficulties in providing an overview of print costs, i.e. paper consumption, color print and IT resources. In spite of this, many have realized that printing is an area you cannot ignore.

What they need is a quick and easy-to-make benchmark report on current print costs - *and that is exactly what SafeCom Print Tracker does!*

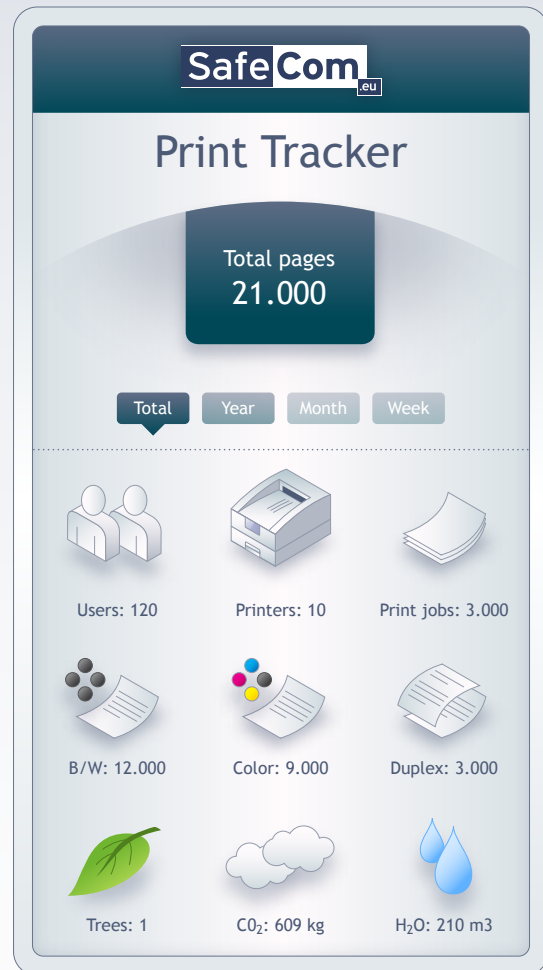
Here is how

Install SafeCom Print Tracker for 30 days free of charge. After 30 days you will have enough data to produce the relevant reports using SafeCom Reports and SafeCom Print Tracker widget.

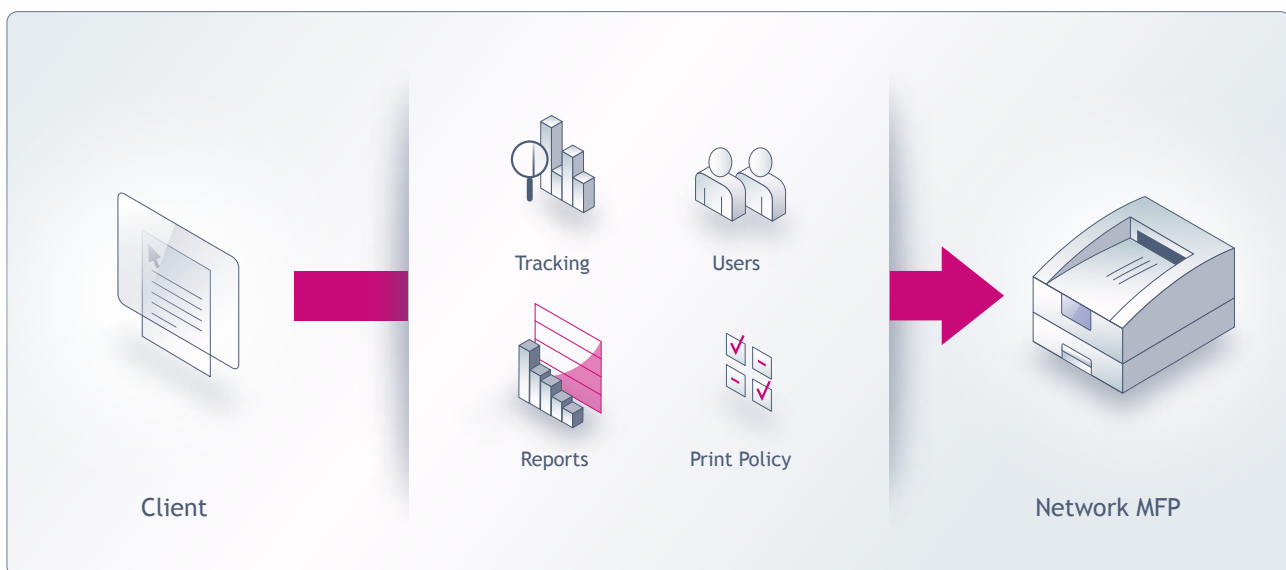
You can acquire SafeCom Print Tracker at a fixed low cost for your entire print environment - no matter the number of printers you have installed.

Later you can add other SafeCom Smart Printing features and functions as you see fit.

- *it's about taking control and protecting the environment.*



The SafeCom Print Tracker widget can be displayed on your intranet providing information on all print activities to the relevant managers and employees.



SafeCom Print Tracker tracks all print activities down to the individual user, and provides standard reporting tools or the SafeCom Print Tracker widget to constantly optimize print services.

SafeCom Go - The original Pull Print solution

Access control and document accounting

SafeCom Go is an integrated software solution for Multi Functional Printers (MFPs) and printers supported by SafeCom. On MFPs SafeCom utilizes the built-in display. SafeCom Go makes it possible to control access to MFPs and printers because users are requested to log in before they gain access to functions such as:

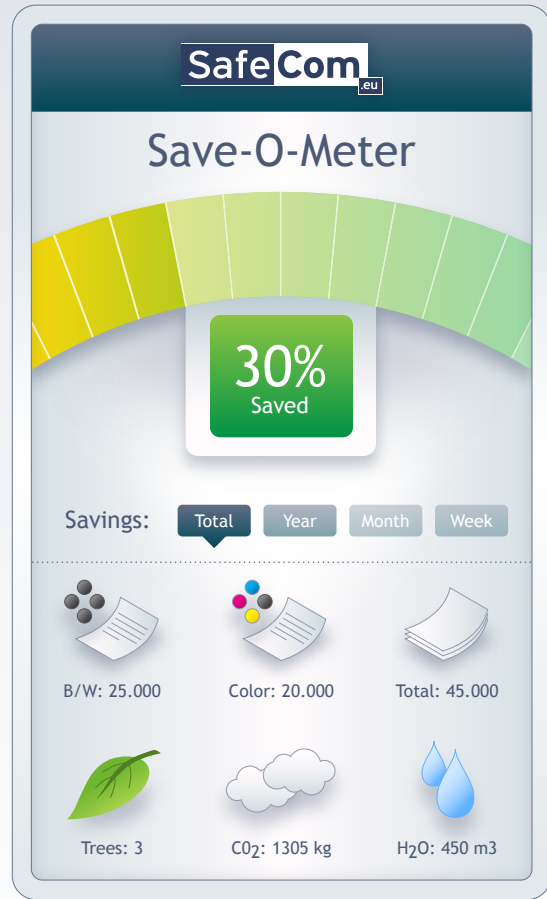
- Print
- Copy
- Scan
- E-mail
- Fax

Users log in using Windows login, a user code or card, for example building access cards or student cards.

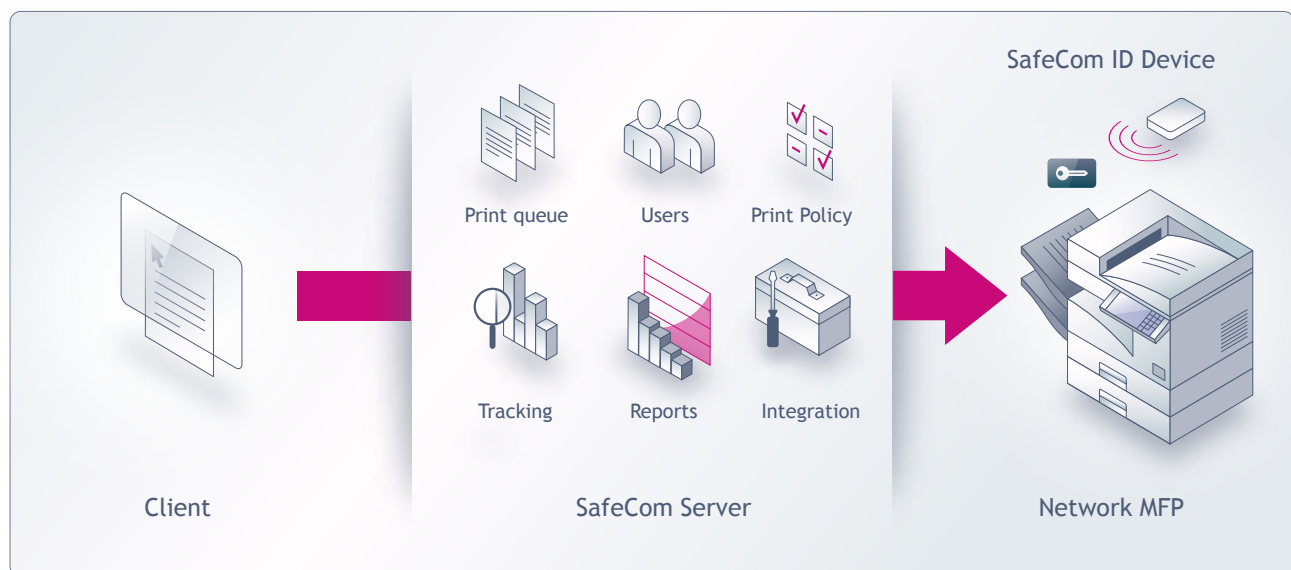
SafeCom Go allows companies to track print, copy, e-mail, scan and fax in order allocate costs accurately, improve document security and optimize print services.

SafeCom Go supports

- Canon
- Fuji Xerox
- HP
- Konica Minolta
- Kyocera
- Lexmark
- Océ
- Ricoh
- Samsung
- Sharp
- Xerox



The SafeCom Save-O-Meter gives an instant overview of print volumes and environmental savings. Display the SafeCom Save-O-Meter widget live on your website to show employees how much they help save every day.

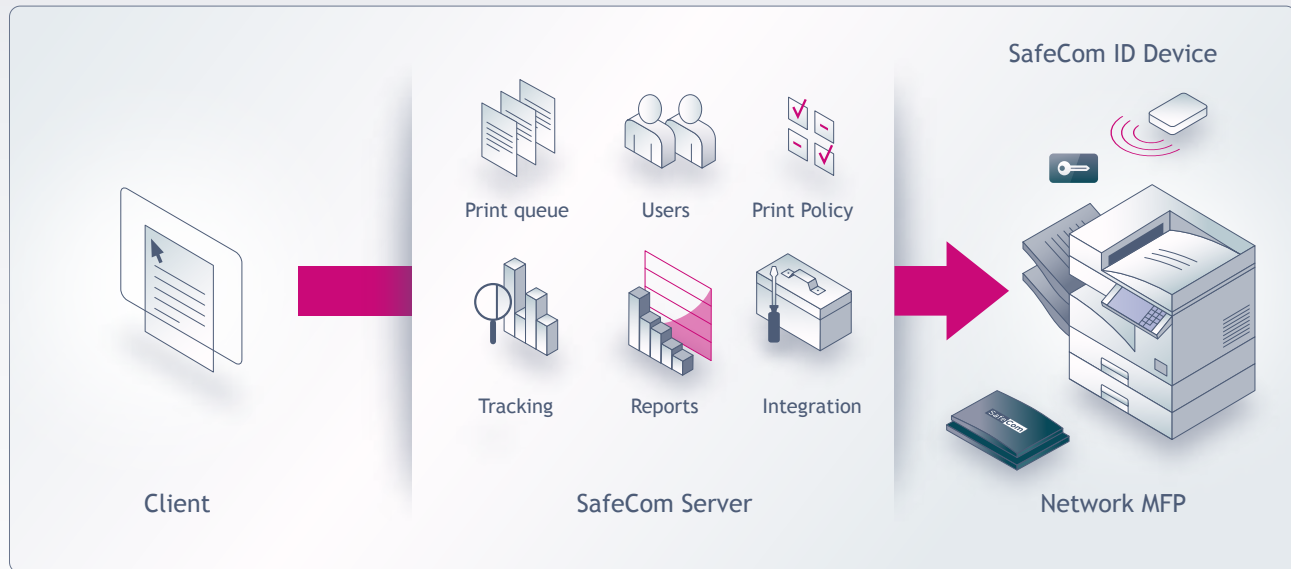


SafeCom Pull Print is synonymous with confidential and secure printing. Users do not have to rush to the printer to collect their documents before someone else takes them. Users authenticate using log-in code or an ID card. SafeCom authentication enables secure integration with other enterprise applications and workflows through single sign-on.

SafeCom Controller supports any MFP or printer

SafeCom Controller is an external and vendor independent solution designed to help companies control and optimize print services and document security. It is easy to install and use, is built with optional modules to match and grow with your business, and is

highly configurable to function seamlessly with your company's existing devices, networks and systems. SafeCom Controller integrates secure printing and document accounting on most multifunctional devices and printers.



SafeCom Controller provides secure printing and access control - users send their print and then authenticate at any SafeCom-enabled network MFP or printer to retrieve it. Authentication using cards requires an ID Device.



Postbus 1302
3000 BH Rotterdam
Linatebaan 101
3045 AH Rotterdam

T 010 284 6123
F 010 284 6177
www.veenman.nl
info@veenman.nl

INFORMATIE IN DE HAND

